



UNITED STATES ENVIRONMENTAL PROTECTION AGENCY  
WASHINGTON, DC 20460

OFFICE OF CHEMICAL SAFETY  
AND POLLUTION PREVENTION

January 28, 2015

Atlas Chemical Corporation  
c/o  
Susan Stracquatano  
Delta Analytical Corporation  
12510 Prosperity Drive, Suite 160  
Silver Spring, MD 20904

Subject: Label Notification per PRN 98-10 – Add a state-specific restriction and revise other minor text  
Product Name: The Giant Destroyer  
EPA Registration Number: 10551-1  
Application Date: January 12, 2015  
Decision Number: 499181

Dear Ms. Stracquatano:

The Agency is in receipt of your Application for Pesticide Notification under Pesticide Registration Notice (PRN) 98-10 for the above referenced product. The Registration Division (RD) has conducted a review of this request for its applicability under PRN 98-10 and finds that the action requested falls within the scope of PRN 98-10.

The label submitted with the application has been stamped “Notification” and will be placed in our records.

If you have any questions, you may contact Gene Benbow at 703-347-0235 or via email at [Benbow.Gene@epa.gov](mailto:Benbow.Gene@epa.gov).

Sincerely,

A handwritten signature in black ink, appearing to read "Mark Suarez".

Mark Suarez, Product Manager 07  
Invertebrate-Vertebrate Branch 3  
Registration Division (7505P)  
Office of Pesticide Programs

# THE GIANT DESTROYER

## NOTIFICATION

10551-1

The applicant has certified that no changes, other than those reported to the Agency have been made to the labeling. The Agency acknowledges this notification by letter dated:

01/28/2015

## ACTIVE INGREDIENTS

Sodium Nitrate .....	50%
Sulfur .....	38%
Charcoal .....	9%
OTHER INGREDIENTS. ....	3%
TOTAL	100%

KEEP OUT OF REACH OF CHILDREN

## WARNING

See back of card for additional precautionary statements.

**Kills Moles, Gophers, Woodchucks,\*  
Norway Rats,\*\* Skunks & Ground Squirrels**

[THE SUPER GASSER]

[Since 1969]

[The Effective Gas Killer]

[This product has been used successfully for many years to control pests listed on this label.]

[Quickly Kills Moles, Gophers and Ground Squirrels in their holes, tunnels and burrows]

[Made in USA]

EPA Registration No. 10551-1  
EPA Est. No. 73591-MO-001  
Domestic Registration Number 12269  
Pest Control Products Act, Canada

**ATLAS Chemical Corp.**  
PO Box 141, Cedar Rapids, IA 52406  
[4-Gassers 1.75 oz. each]  
Net Contents: 7 ounces

## PRECAUTIONARY STATEMENTS

### HAZARDS TO HUMANS AND DOMESTIC ANIMALS

**WARNING:** Causes eye irritation. After ignition cartridge produces toxic gases such as oxides of sulfur and carbon monoxide. Fumes from ignited cartridge may be harmful if inhaled. Avoid contact with eyes, skin or clothing. Avoid breathing fumes. Wash thoroughly with soap and water after handling.

### ENVIRONMENTAL HAZARDS

This product is highly toxic to wildlife. Check all burrows for signs of non-target species. If present, do not treat burrows. See **Package Insert** label for complete **Environmental Hazards** text, including **Endangered Species Considerations**.

### CHEMICAL HAZARDS

Once ignited by the fuse, this cartridge will burn vigorously until completely spent and is capable of causing severe burns to exposed skin and clothes, and of igniting dry grass, leaves or other combustible materials

### FIRST AID

Call a poison control center, doctor, or 1-800-222-1222 immediately for treatment advice. Have the product label with you when obtaining treatment advice.

**If inhaled:** Move person to fresh air. If person is not breathing, call an ambulance, then give artificial respiration, preferably mouth-to-mouth, if possible.

**If in eyes:** Hold eyes open and rinse slowly and gently with water for 15-20 minutes. Remove contact lenses, if present, after the first 5 minutes then continue rinsing.

## DIRECTIONS FOR USE

It is a violation of Federal Law to use this product in a manner inconsistent with its labeling. Use only for the sites, pests and application methods described on this label.

**USE RESTRICTIONS: FOR OUTDOOR USE ONLY.** This product may be used only to control pocket gophers, moles, woodchucks,\* Norway rats,\*\* skunks, and ground squirrels in non-crop areas (including residential lawns, parks, golf courses, re-forested areas, open fields) and in rangeland. Do not use where use of gas cartridges is prohibited by local ordinances. Do not use under buildings, homes, porches or any structure due to possible fire hazard. Only use inside of burrows and never inside of buildings. Product effectiveness may be limited in dry or porous soil which permits the escape of toxic gases from treated burrow.





### PRIOR TO APPLICATION:

Carefully observe areas to be treated. Apply cartridges only to burrow systems or dens currently being used by target species. Do not apply cartridges to burrows or dens known or believed to contain non-target vertebrate animals. Do not use cartridges where vegetation is dry and likely to catch fire.

### How to use the GIANT DESTROYER - Use only inside burrows never inside of buildings.

#### APPLICATION STEPS:

1. Read and understand the specific instructions for the type of animal that you intend to control. Prepare hole for treatment as specified in instructions below for target animal control.
2. Collect sufficient soil, rocks or other noncombustible materials to close burrow system after insertion of cartridge.

<p>3. Find main runway and clear one opening. Make sure the burrow or den hole(s) are large enough for easy insertion of cartridge and that all other openings are sealed.</p> 	<p>4. Insert fuse firmly into cartridge end, making sure <u>at least two inches</u> of fuse protrudes from the cartridge. Position yourself so that you can light fuse and promptly insert cartridge into burrow. The minimum fuse burn time is 5 seconds.</p> 	<p>5. Working quickly, light fuse and insert cartridge into hole <u>fuse-end first</u>. Never light the cartridge directly [or with less than 2 inches of fuse] nor hold a burning cartridge in your hand.</p> 	<p>6. Cover hole immediately with rock or sod, taking care not to smother cartridge. Immediately cover all openings from which gas escape is visible. Avoid breathing cartridge smoke.</p> 
--	--	---	--

## FOLLOW THESE INSTRUCTIONS:

**MOLES** (lawns, golf courses, non-crop areas) – To locate the main runway, look for fresh conical mounds of dirt. Select the freshest of these, remove plug and dig in the direction of main runway. If lateral to the mound is plugged, either dig past the plug or probe ground around the plug to locate main runway. Main runway will be found when probe meets little or no resistance. Follow application steps 1-6 above. If your excavations have divided main runway into sections, treat each portion.

**NORWAY RAT\*\*** (non-crop areas) – Use only where burrows are isolated from homes, barns, and other man-made structures. DO NOT USE inside buildings or anywhere where gasses could enter buildings. Follow application steps 1-6 above. Proceed to next closest burrow and treat as above.

**GROUND SQUIRRELS** (rangeland) Follow application steps 1-6 above. Proceed to next closest burrow and treat as above.

**SKUNKS** (non-crop areas) – Locate all entrances to den. Do not treat dens under inhabited structures or buildings where toxic gasses could reach humans, pets or domestic animals including livestock. Follow application steps 1-6 above. KANSAS Need wildlife permit (see insert)

**WOODCHUCKS\*** (open fields, non-crop areas) – Locate all burrow entrances. Select one for use and close all other entrances with rock and dirt. Follow application steps 1-6 above. Consult State game laws before using this product for woodchuck control.

**POCKET GOPHERS** (meadows, reforested areas) – Locate a characteristic fan-shaped mound with signs of recent gopher activity (e.g., recently excavated soil) at plugged burrow entrances. Determine if burrow is active by removing soil plug from center of each burrow entrance. Return the next day to see if the burrow opening has been re-plugged, indicating active use by a pocket gopher. DO NOT treat burrows that remain unplugged. Find the horseshoe-shaped depression on one side of the plugged mound. Locate the main runway by probing the ground 15-18" (38-46cm) from the mound, starting on the same side as the depression. The main runway has been located when friction on the probe is released and it falls into the runway. Using a shovel or trowel, dig down to the main runway, taking care not to block it with soil, to create a hole. Follow application steps 1-6 above. Treat all active mounds. One cartridge placed in the end of a runway should be sufficient. One or more additional cartridges should be used if treatment takes place in the middle of runway or if runway is "T-shaped" to reach pocket gophers that may be on the untreated side of the plugged runway. Re-treat in 5-7 days if new or residual activity appears.

**For larger animals, longer or multiple runways, use more than one cartridge.**

### STORAGE AND DISPOSAL

**Pesticide Storage:** Store only in original container in a dry place inaccessible to children and pets.

**Pesticide Disposal:** Nonrefillable container. Do not reuse or refill this container. **If empty:** Place in trash or offer for recycling if available. **If partly filled:** To dispose of unused cartridges, soak in water, crush and bury at least 6 inches in loose soil. Never place unused product down any indoor or outdoor drain.

*\*Not for use on woodchucks in California*

*\*\*Use in North Carolina on Norway rats only*

[ Made in USA symbol ] [ Batch code ] [ UPC Symbol ]

## PACKAGE INSERT LABEL

### The Giant Destroyer

See outer package label for ingredients, use directions, and additional precautions.

Before applying product, read entire labeling, including the Outer Package, Cartridge and Insert Labels. This Insert includes the complete "Environmental Hazards" text, including the "**ENDANGERED SPECIES CONSIDERATIONS**".

#### PRECAUTIONARY STATEMENTS

##### Environmental Hazards

This product is highly toxic to wildlife. Check all burrows for signs of non-target species. If present, do not treat burrows.

#### ENDANGERED SPECIES CONSIDERATIONS

##### General Considerations

NOTICE: It is a Federal offense to use any pesticide in a manner that results in the death of a member of an endangered species. The killing of a member of an endangered species due to the use of gas cartridges may result in a fine and/or imprisonment under the Endangered Species Act. All users of this product must determine whether endangered species are known to occur or might occur in the intended use areas. Consult the nearest U.S. Fish and Wildlife Service regional office or the appropriate State agency for current information on habitats occupied by endangered species.

##### Specific Considerations

Use this product according to these instructions to protect endangered species.

Black-Footed Ferret (*Mustelia nigripes*): To limit risks to the black-footed ferret and to avoid destruction of its prey base, do not use this product within 4.3 miles (7 kilometers) of any prairie dog town unless the colony is an isolated black-tailed prairie dog town less than 80 acres in size or an isolated white-tailed or Gunnison prairie dog town less than 200 acres in size, or unless the town has been appropriately surveyed, using methods acceptable to the U.S. Fish and Wildlife Service, and found not to contain black-footed ferrets and found by the FWS not to be a suitable site for ferret reintroductions.

Use of this product within the occupied habitats of the organisms listed immediately below is limited to qualified individuals who have been trained to distinguish dens and burrows of target species from those of nontarget species. Such individuals may be wildlife biologists, certified applicators, representatives of California state or Federal agencies, or agents of county agricultural offices or university extension offices.

Fresno kangaroo rat (*Dipodomys nitratooides exilis*) in Fresno and Merced Counties, California.

Giant kangaroo rat (*D. Ingens*) in Merced, Fresno, Kings, Tulare, Kern, San Luis Obispo, and Santa Barbara Counties, California

Stephen's kangaroo rat (*D. stephensi*) in Riverside, San Diego, and San Bernardino Counties, California

Tipton kangaroo rat (*D. n. nitratooides*) in Kings, Tulare, Kern and Fresno Counties, California

Point Arena mountain beaver (*Aplodontia rufa nigra*) in Mendocino County, California

San Joaquin kit fox (*Vulpes macrotis mutica*) unless authorized by the U.S. Fish and Wildlife Service in

Alameda, Contra Costa, Fresno, Kern, Kings, Merced, Monterey, San Benito, San Joaquin, San Luis Obispo, Santa Barbara, Santa Clara, Stanislaus, or Tulare Counties, California.

Desert Tortoise (*Gopherus agassizii*) in Arizona, southern California, southern Nevada, and southern Utah.

Do not use this product within the occupied habitats of the endangered animals listed immediately below.

Hualapai Mexican vole (*M. mexicanus hualpalensis*) in Mohave County, Arizona.

Morro Bay kangaroo rat (*D. heermanni morroensis*) in San Luis Obispo County, California.

Utah prairie dog (*Cynomys parvidens*) in Garfield, Iron, Kane, Piute, Sevier, and Wayne Counties, Utah.

Coachella Valley fringe-toed lizard (*Uma inornata*) in the Coachella Valley area of southern California.

Island night lizard (*Xantusia riversiana*) on Santa Barbara, San Clemente, and San Nicolas Islands, California

Blunt-nosed leopard lizard (*Gambelia silus*): Do not use this product within the occupied habitat of the blunt-nosed leopard lizard in Fresno, Kern, Kings, Merced, Monterey, San Benito, San Luis Obispo, Santa Barbara, Santa Clara and Stanislaus Counties, California, from October 1 to April 15 unless a specific blunt-nosed lizard protection plan for this period is approved by the U.S. Fish and Wildlife Service and fully implemented. Use of this product in occupied habitat of this species from April 15 through September 30 is limited to daylight hours when air temperatures are 77-95<sup>0</sup> F (20-30<sup>0</sup> C).

San Francisco garter snake (*Thamnophis sirtalis tetrataenia*): Do not use this product within the occupied habitat of the San Francisco garter snake in San Mateo, San Francisco, Santa Clara, and Santa Cruz Counties, California from November 1 to March 30 unless a specific San Francisco garter snake protection program for this period is approved by the U.S. Fish and Wildlife Service and fully implemented. Use of this product in occupied habitat of this species under such approved programs or from April 1 through October 31 is limited to qualified individuals who have been trained to distinguish dens and burrows of target species from those of non-target species. Such individuals may be wildlife biologists, certified applicators, representatives of California State or Federal agencies, or agents of county agricultural offices or university extension offices.

Eastern Indigo snake (*Drymarchon corais couperi*): Do not use this product within habitat types and locales known to support the Eastern Indigo snake throughout Florida and the coastal plain of Georgia.

Gopher tortoise (*Gopherus polyphemus*): Do not use this product in or adjacent to known gopher tortoise occupied habitat west of the Mobile and Tombigbee Rivers in Alabama.

EPA Reg. No. 10551-1

EPA Est. No. 73591-MO-001

# CARTRIDGE LABEL

## THE GIANT DESTROYER

[ "The Effective Gas Killer" ]

[ Quickly Kills Moles, Gophers, Woodchucks, \* Norway Rats, \*\* Skunks and Ground Squirrels in their holes, tunnels and burrows. ]

Keep Out of Reach of Children

### WARNING

Minimum Fuse Burn Time: 5 seconds

#### ACTIVE INGREDIENTS

Sodium Nitrate . . . . . 50%

Sulfur . . . . . 38%

Charcoal . . . . . 9%

OTHER INGREDIENTS . . . . . 3%

TOTAL 100%

After ignition, cartridge produces toxic gases (such as oxides of sulfur). Fumes may be harmful if inhaled. See back of label card for additional precautionary statements, including First Aid information.

Directions for Use: It is a violation of Federal law to use this product in a manner inconsistent with its labeling. Use only for the sites, pests and application methods described on this label. Do not use this product until you have read all of its labeling and fully understand the Directions for Use and all use precautions which appear on the container label and the package insert. Only use inside of burrows and never inside of buildings. See back of label card and Package Insert for complete directions. Warning: Clear tunnel carefully before inserting tube as it will "back-fire" if hole is not properly cleared.

*\*Not for use on woodchucks in California \*\*Use in North Carolina on Norway rats only*

ATLAS Chemical Corp. PO Box 141, Cedar Rapids, IA 52406

EPA REG. NO. 10551-1

EPA EST. NO. 73591-MO-001

NET WEIGHT: 1.75 oz.